

## Machine Usinage JFP300VF

[Read More](#)

**SKU:** 3DWCWV5JFJ76J

**Price:** 65,909.09 DH (HT)

**Stock:** instock

**Categories:** [Best Deal](#), [Cnc](#)



### Product Description

**MULTI USE LATHE FEATURES:** The SKF bearing is used for the spindle, which is more accurate than other machines, with smaller sound and longer life. It is very convenient to disassemble and use the C-type spindle. After only loosening the three nuts, the chuck can be replaced by rotating the locking disc. Full metal gear, low noise, CNC machine tool shifting solution. Adopt 1.5KW variable frequency motor.

#### **STANDARD ACCESSORIES :**

3-jaw chuck  
Dead centers  
Reductions sleeve  
Change gears  
Oil gun  
Some tools

#### **OPTIONAL ACCESSORIES**

Steady rest  
Follow rest  
Face plate  
4 jaw chuck  
Live center  
Stand  
Lathe tools  
Thread chasing dial  
Lead screw cover  
Tool post cover  
Disc milling cutter  
Mill chuck  
Side brake


#### **SPECIFICATIONS:**

<b>MODEL</b>	<b>JYP300VF</b>
Distance between centers	700 mm
Swing over bed	300 mm
Swing over cross slide	175 mm
Taper of spindle bore	MT5
Spindle bore	38 mm
Number of spindle speeds	Variable
Range of spindle speeds	30-3000 rpm
Range of longitudinal feeds	0.07-0.65 mm/r
Range of inch threads	8-56 T.P.I./21kinds

Range of metric threads	0.2-3.5 mm/18kinds
Top slide travel	80 mm
Cross slide travel	140 mm
Tailstock quill travel	94mm
Taper of tailstock quill	MT3
Motor	1.5 kw
Mill & drill	
Taper of spindle bore	MT2
Max drilling capacity	20mm
End milling capacity	16mm
Face milling capacity	63mm
The width of Tslot	10mm
Spindle speed(variable speed)	50-2250 rpm
Motor	750W
Packing size	1400x750x1010 mm
Net weight	300/340 kg

**PRODUCTS DETAILS**

**HOTON MACHINERY CO.,LTD**



**1**  
REASON

Milling head tilt  $\pm 90$  degree, geared mill

head gets more torque

Standard 4-position change tool post

Chip protection at the top slide

**2**  
REASON



**3**



OPTIONAL ACCESSORIES

HOTON MACHINERY CO.,LTD



## Creality Sonic Pad Écran de contrôle

[Read More](#)

**SKU:** 3DWBP796BVHTE

**Price:** 2,263.64 DH (HT)

**Stock:** instock

**Categories:** [3D Printers](#), [Best Deal](#), [FDM](#)

**Tags:** [3dprinter](#), [fdm](#)



### Product Description

## Sonic Pad, l'écran de contrôle conçu par Creality pour les imprimantes FDM

### Basé sur Klipper.

Sous les 7 pouces de son écran tactile, le Sonic pad est équipé du micrologiciel Klipper qui est alimenté par un système d'exploitation de 64 bit. En intégrant software et hardware, il vous permettra d'obtenir des performances incroyables, sans effort.

### Un démarrage simple et sans soucis.

Il peut se connecter à presque toutes les imprimantes FDM sur le marché grâce à un câble USB. Le manuel de configuration inclus rend l'installation aisée en décrivant les différentes étapes de façon claire et détaillée. De plus, le Sonic Pad est déjà pré-configuré pour les machines Ender-3 V2, Ender 3 S1 et Ender 3 S1 Pro, il est donc opérationnel en un rien de temps.

### Une impression rapide et précise.

Il utilise des algorithmes de haute précision pour diriger les moteurs, ce qui permet d'atteindre une vitesse d'impression inégalée tandis que sa fonction input-shaper intégrée réduit les

vibrations et atténuer les bruits tout en conservant une qualité de résultat maximale.

### **Un aperçu avant impression intuitif.**

Le Sonic Pad supporte la prévisualisation des modèles G-Code lorsqu'ils ont été slicés avec Creality Print, Ultimaker Cura, Pura Slicer ou Super Slicer. En utilisant Creality Print vous pourrez même profiter de la visualisation et temps réel de l'avancée de l'impression.

### **Un outil agile grâce aux macros personnalisables.**

Il supporte les macros programmées par les utilisateurs, chaque macro combinant une série de commandes utiles à une fonction spécifique, pour une efficacité optimale.

### **Une interface pouvant être enrichie.**

Le Sonic Pad possède 4 ports USB, un port RJ45 et un module wi-fi intégré. En ajoutant une caméra, il devient possible de réaliser un monitoring en temps réel et d'obtenir une vidéo avec un time-lapse pour élargir vos perspectives et ajouter toujours plus de fun à vos réalisations. À noter que la caméra n'est pas incluse et doit être achetée séparément.

### **Un contrôle multi-plateforme.**

Le Sonic Pad peut fonctionner avec l'écran tactile intégré ou en réseau depuis l'interface utilisateur web. Profitez de la liberté de pouvoir utiliser votre smartphone ou votre ordinateur pour contrôler votre Sonic Pad.

### **Des mise à jour via USB ou OTA.**

Les fonctionnalités du Sonic Pad peuvent être augmentées en ligne via OTA ou offline par USB. Soyez le premier à profiter des nouvelles fonctions disponibles dès leur sortie.

### **Un engagement dans l'open source.**

Le Sonic Pad suit les règles de la communauté open source. Les utilisateurs sont libres de modifier et personnaliser le code source en fonction de leurs besoins.

---

## ANET ET5 PRO 3d printer



[Read More](#)

**SKU:** 3DW2XA6U7JNQ8

**Price:** 3,817.27 DH (HT)

**Stock:** instock

**Categories:** [Best Deal](#)

### Product Description

**Anet ET5 PRO Ultra Silence Printing 3D Printer High Precision Fast Printing Accuracy**

**Printer** Print Size:300\*300x 400 mm Print Speed: >150mm/s (recommended speed 30-60mm/s) Filament Diameter 1.75mm Filament Support: ABS/PLA/Wood/Nylon/PVA/PP/Luminescent etc. Precision Z axis: 0.004mm; XY axis: 0.012mm Printing Precision  $\pm 0.1$ mm Layer Thickness:0.1-0.3mm Display: 3.5 inch color touch screen Nozzle diameter:0.4mm Power: 110/220V AC 360W Control Temp: Extruder: Max:250 °C Hot Bed: Max:100 °C Recommend Temp: ABS: Nozzle:230 °C Hot Bed: 80 °C PLA: Nozzle:210 °C Hot Bed: 50 °C Printing Format: G-code System Compatibility:Windows,MAC Operation Interface:English/Chinese Connectors:TF card/Online Frame: All metal

## Zotrax M200 3d printer



**Zotrax M200** is a workhorse desktop 3D printer. Tested through years of service, our iconic additive manufacturing device stands tall, offering unchanging high quality and unyielding reliability.

[Read More](#)

**SKU:** 3DWPF8R97U4AT

**Price:** 26,362.73 DH (HT)

**Stock:** instock

**Categories:** [Best Deal](#)

## Product Description

# Specification for Zortrax M200

### Device features

Build volume

200 x 200 x 180 mm (7.9 x 7.9 x 7.1 in)

Material container

Spool

Material diameter

1,75 mm (0.069 in)

Nozzle diameter

0,4 mm (0.016 in)

Extruder

Single

Platform

Perforated, heated

Connectivity

SD card (included)

Support

Mechanically removed - printed with the same material as the model

Materials

Z-ULTRAT, Z-HIPS, Z-GLASS, Z-PETG, Z-ESD, Z-PCABS, Z-ABS, Z-ASA Pro, Z-PLA Pro

External materials

Applicable

In the box

3D printer, spool of material, SD Card, build platform, heatbed cable, power cable, spool holder, material guide, quick start guide, Z-SUITE software, starter kit

### Weight and physical dimensions

3D printer (W x D x H)

350 x 360 x 505 mm (13.8 x 14.2 x 19.9 in)

With a spool

350 x 440 x 505 mm (13.8 x 17.3 x 19.9 in)

Shipping box

470 x 480 x 570 mm (18.5 x 18.9 x 22.4 in)



Shipping weight

26 kg (57.3 lbs)

Printer weight\*

14.5 kg (32 lbs)

### **Additional information**

Each delivered printer may have worked up to 50 hours during the quality control test prints.

### **Printing**

Technology

LPD (Layer Plastic Deposition) – depositing melted material layer by layer onto the build platform

Layer resolution

90-390 microns

Minimal optimal wall thickness

800 microns

Minimal wall thickness

450 microns

Dimensional accuracy

+/- 0,2%\*

Angle accuracy

+/- 0,2%\*\*

X/Y positioning accuracy

1.5 micron

Z-axis single step

1.25 micron

Platform leveling

Automatic measurement of platform points' height

Maximum platform temperature

105 °C (221 °F)

Maximum printing temperature (extruder)

290 °C (554 °F)

Ambient operation temperature

20 - 30 °C (68 ° - 86 °F)

Storage temperature

0 - 35 °C (32 ° - 95 °F)

AC input

110 V ~ 5.9 A 50/60 Hz 240 V ~ 2.5 A 50/60 Hz

Power supply parameters

24 V DC @8 A, 320 W

Maximum power consumption

200 W

## Software

Software bundle

Z-SUITE 2.0


Supported file types

.stl, .obj, .dxf, .3mf

Supported operating systems

Mac OS X / Windows 7 and newer versions

---



## Ultimaker 2+ 3D Printer

[Read More](#)

**SKU:** 3DW4713248D43

**Price:** 23,635.45 DH (HT)

**Stock:** instock

**Categories:** [Best Deal](#), [Services](#)

## Product Description

### SPECIFICATIONS

**Technology:** Fused Filament Fabrication

**Print Head:** Single extrusion print head with swappable nozzles **Build Volume:** 223 x 220 x 205 mm (8.7 x 8.6 x 8 in) **Nozzle Diameter:** 0.4 mm (included) 0.25 mm, 0.6 mm, 0.8 mm (sold separately) **Layer Resolution:** 0.25 mm nozzle: 150 - 60 micron 0.4 mm nozzle: 200 - 20 micron 0.6 mm nozzle: 300 - 20 micron 0.8 mm nozzle: 600 - 20 micron **XYZ Resolution:** 12.5,

12.5, 2.5 microns **Nozzle Temperature:** 180 - 260 °C (350 - 500 °F) **Build Speed:** < 24 mm<sup>3</sup> /s **Build Plate:** Heated glass build plate **Built Plate Temperature:** 20 - 110 °C (60 - 230 °F) **Operating Sound:** < 50 dBA **Connectivity:** Wi-Fi, Ethernet, USB port **Dimensions (with Bowden tube and spool holder):** 342 x 460 x 580 mm (13.5 x 18.1 x 22.8 in) **Net Weight:** 10.3 kg (22.7 lbs) **Filament Size:** 2.85 mm **Operating ambient temperature:** 15 - 32 °C (32 - 90 °F) **Non-operating (storage) temperature:** 0 - 32 °C (32 - 90 °F) **Relative humidity:** 10 - 90% RH non-condensing **Slicing Software:** Ultimaker Cura (free download) **Supported File Types:** STL, OBJ, X3D, 3MF, BMP, GIF, JPG, PNG **Supported OS:** Windows / Mac / Linux **Electrical Voltage:** 100 - 240 V AC **Electrical Frequency:** 50 - 60 Hz **Electrical Power:** Max. 221 W **Warranty:** 12 months


## Air Manager (Optional)

### SPECIFICATIONS

**Filter Technology:** EPA filter

**Filter Efficiency:** Up to 95% of UFPs **Filter replacement:** Recommended every 1,500 print hours (approx. 1 year) **Front enclosure:** Separate front enclosure included with the Air Manager

### COMPATIBLE MATERIALS



## Introducing the Ultimaker 2+ Connect

With networking capabilities and a new touchscreen, the Ultimaker 2+ Connect is your reliable first step into our world of easy, remote 3D printing. Simply unbox and connect three components, and get started. This speedy setup even makes installing multiple 3D printers effortless. **Easy to use. High uptime. Low maintenance.** Thousands of designers and educators love Ultimaker technology because it just keeps working – day and night, year after year. Since 2015, over 6 million prints have been prepared for its predecessor. And the Ultimaker 2+ Connect improves on that workhorse legacy.

---


## Ultimaker 2+ Connect Key Features

- **Network connectivity:** Via Wi-Fi or Ethernet, print remotely over the cloud with added security
- **Easy setup:** Install the printer in minutes, and benefit from improved ergonomics and assisted bed leveling
- **Next-gen components:** A stiffer build platform and rigorously tested material profiles ensure reliable printing
- **Touchscreen:** For every action, the 2.4" color touchscreen gives you intuitive control and assistance
- **Easy maintenance:** A clean and updated design keeps maintenance needs to around 20 minutes per month
- **Wide material choice:** With our open filament system, you can always find the right material
- **Enhanced safety:** The Ultimaker 2+ Connect Air Manager (optional add-on) removes up to 95% of ultrafine particles and shields users from hot components









## Key Benefits

- **Hit the ground printing.** With just three components to assemble, you can start printing quality 3D prints within 30 minutes. The new color touchscreen allows anyone to set up and operate the printer.
- **High uptime. Low maintenance.** Built upon an architecture that has delivered millions of high-quality prints, the Ultimaker 2+ Connect is a robust workhorse requiring less than


20 minutes of maintenance per month.

- **Cloud 3D printing built in.** Access Ultimaker software to speed up your design and validation process. Move between software preparation, hardware production, and cloud monitoring - without the need for flash storage.
- 

## Ultimaker Air Manager (Optional)

The optional Ultimaker 2+ Connect Air Manager gives you more confidence and setup flexibility. Designed to simply and effectively increase user safety, it removes up to 95% of ultrafine particles (UFPs) and shields users from hot and moving components. **These are the key features of the Air Manager:**

- **UFP filtering:** For more air quality peace of mind, the Ultimaker 2+ Connect Air Manager includes a single-speed fan to efficiently pull air through a large EPA filter. This gives you the flexibility to install multiple printers in more locations
- **Enhanced operator safety:** The Ultimaker 2+ Connect Air Manager fully encloses the build chamber for a more stable printing environment and to prevent anyone from touching hot and moving components



## Ultimaker 2+ vs. Ultimaker 2+ Connect

So how does the Ultimaker 2+ Connect compare to its predecessor, the Ultimaker 2+? Check out the table below for a detailed side-by-side feature comparison to see the differences.

Category	Feature	Ultimaker 2+	Ultimaker 2+ Connect
<b>Printer</b>	Number of extruders	1	1
	Swappable nozzles		



Category	Feature	Ultimaker 2+	Ultimaker 2+ Connect
	Build volume	223 x 223 x 205 mm (8.7 x 8.6 x 8 in)	223 x 223 x 205 mm (8.7 x 8.6 x 8 in)
	Look and feel	Old branding	New branding
	User interface	LCD display and dial	Touchscreen
	Network connectivity	<b>X</b>	
	Offline printing	SD card	USB stick
	Bed leveling	Assisted leveling	Improved assisted leveling
	Heated build plate	'Old' version	Stiffer build plate
	Feeder	'Old' version	Ergonomic feeder
	Sliding blocks	'Old' version	More robust sliding blocks
	Stepper drivers	'Old' version	More silent stepper drivers
<b>Ecosystem</b>	Ultimaker Cura Print profiles		
	Ultimaker Digital Factory	<b>X</b>	
	Ultimaker Marketplace	Software plugins only	
	Material Alliance	<b>X</b>	
	Ultimaker Academy onboarding course	<b>X</b>	
<b>Add-ons</b>	Front enclosure		

Category

Feature

Ultimaker 2+

Ultimaker 2+ Connect

Air Manager

**X**

---