

ELEGOO



## ELEGOO Mercury Plus

[Read More](#)

**SKU:** 3DWJKBMGUFD21

**Price:** 1,809.09 DH (HT)

**Stock:** onbackorder

**Categories:** [Resin Printers](#), [3D Printers](#)

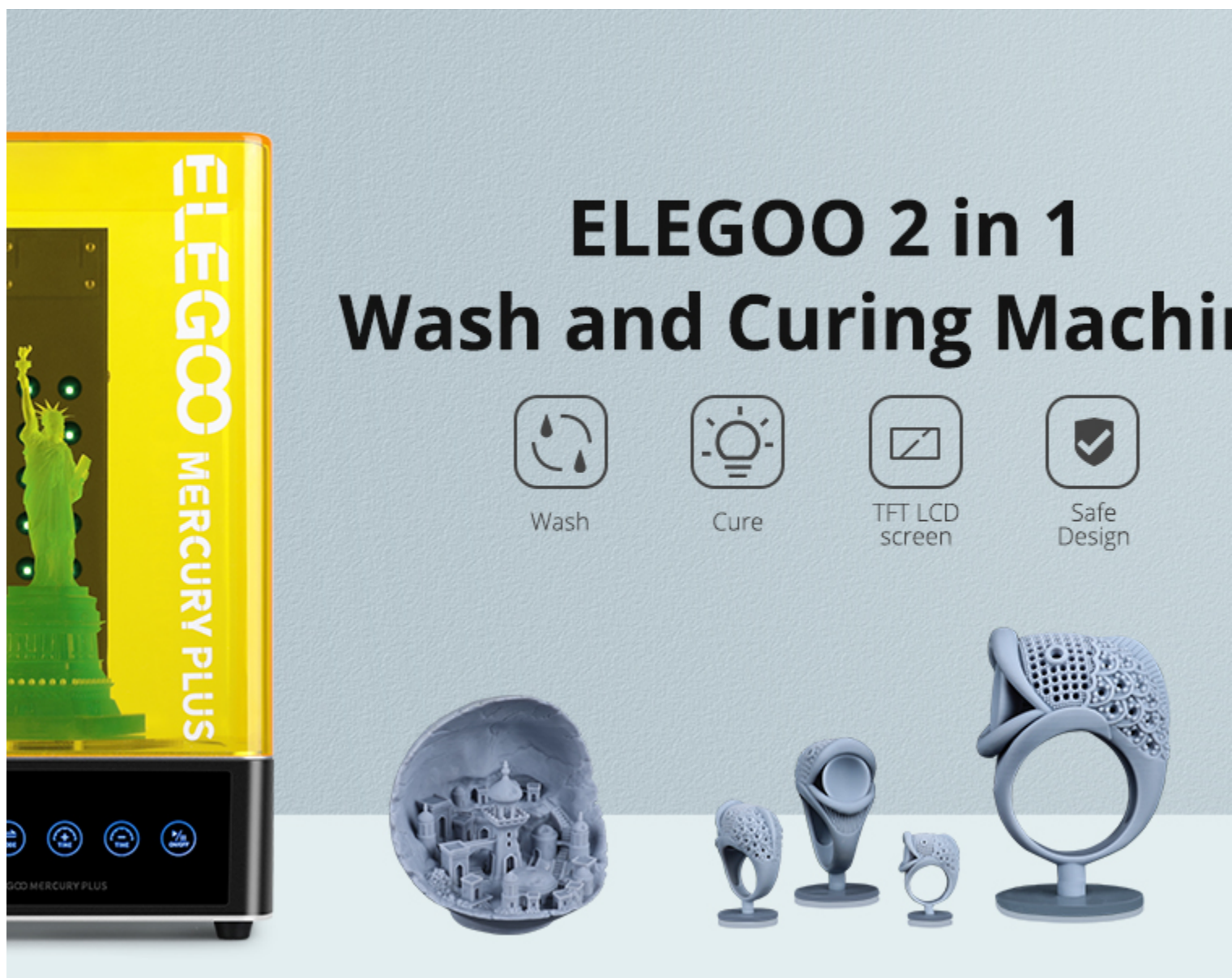
**Tags:** [#dental](#), [3dprinter](#)

### Product Description

- - Dual Function Wash and Cure 2 in 1 design makes washing and curing for 3D printed models realized in one machine. The operating process is now more efficiency with less effort to meet your different needs.
  - Flexible Washing Mode The models can be placed in the cleaning basket to clean separately, or mount the build plate with models on it and wash them together, which can avoid direct contact to uncured resin. The height of the platform bracket can be adjusted to fit the liquid level in the bucket.
  - Intelligent Curing Control Built-in 8pcs 385nm plus 8pcs 405nm UV curing lamp beads, work together with the 360-degree rotating curing turntable, which can cure the models evenly. 0.96 inch TFT LCD screen can visually display the set time and the remaining time. With automatic protection, picking up the cover in the operating state will suspend operation and emit a beeping sound. The cover can block 99.95% of ultraviolet rays to protect your vision.
  - Ideal Compacity Compatible with most of the LCD/DLP/SLA 3D printers like ELEGOO Mars, Mars Pro, Mars C, photon, photon s on the market, which provides you an ideal support for your 3D resin prints.
  - Special Notes The washing function is not quite suitable for 3D models printed with water washable resin, which is better to be washed with running water.
  - **Unboxing Video:** [Click here](#) & **Review Videos:** [Click here](#)

### Main Features:

- Control Method: Touch button
- Rated Power: 48W
- Input Voltage: 110V/220V 50/60H
- UV Light: 385nm+405nm 8+8
- Time Setting: 0-30mins
- Machine Size: 200mm\*200mm\*352mm
- Maximum Wash Volume: 125mm\*85mm\*160mm
- Maximum Curing Size:  $\phi$ 140\*165mm
- Machine Net Weight: 4.8kg



Wash and Cure 2 in 1 design makes washing and curing for 3D printed models realized in one machine. The operating process is now more efficiency with less effort to meet your different needs.

### **Operation Instructions:**

- After the model is printed, please clean and blow-dry the model before putting it into the machine.
- If the model become yellow after curing, please reduce the curing time. Over curing will lead to a yellowish model.
- Recommended ambient temperature is 0-40 degrees, and the ambient humidity temperature is 20%-50%.
- Please do not use it for more than 40 minutes at a time to avoid overheating
- Cure Time: If model diameter less than 30 mm, the curing time is recommended to be 2 minutes. If the surface structure of the model is complex, it is recommended to increase the curing time properly.
- Special Notes: The washing function is not quite suitable for 3D models printed with water washable resin, which is better to be washed with running water.




**Washing with Printing Platform** If the printed model is not removed from the build platform, please mount the build platform to the adjustable platform bracket (The height of the platform bracket can be adjusted to fit the liquid level in the bucket, up to a maximum model height of 120 mm), then hang the adjustable platform bracket on top of the pillar to start the cleaning.



**Washing with Bucket** If the printed model has been removed from the build platform already, you will need to place the model in the cleaning basket (maximum model height is 160 mm) and hang the cleaning basket on top of the pillar to start cleaning the model. Models larger than 15 mm in size are available with this cleaning option. Some small models can be cleaned together in the bucket.



**Intelligent Curing Control** Place the curing turntable firmly against the turntable positioning hole and place the model on the center of it. Cover the anti-UV lid which can block 99.95% of ultraviolet rays to protect your vision. Operating with the sensitive touch button and 0.96 inch TFT LCD screen, you can easily set and monitor the time. The machine will beep when the curing is done.




The height of the platform bracket can be adjusted to fit the liquid level in the bucket to make the models to be cleaned completely.



Powerful UV Light of the built-in 8pcs 385nm and 8pcs 405nm UV curing lamp beads to cure the model fast.





The 360-degree rotating turntable work with UV light can make the models to be cured perfectly.

# New Printed Model After Washed and C



Before



After



Compatible v  
LCD/DLP